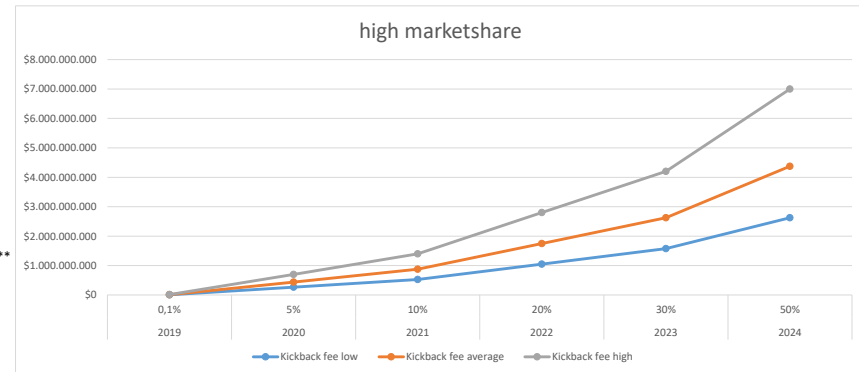
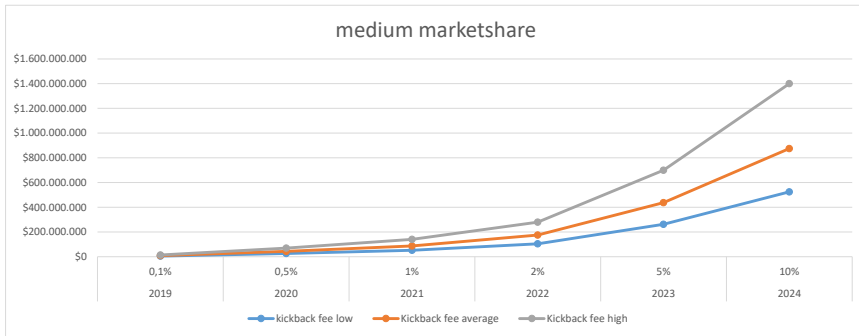
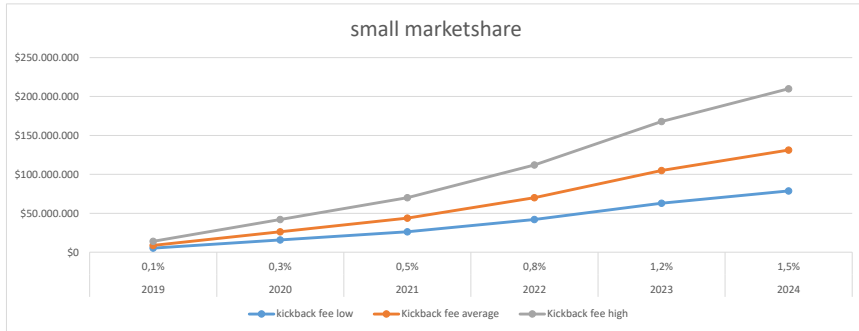


**FORECAST**

**PARKSEN'S GREEN, SMART AND CONNECTED PLATFORM**



Total \$ value of global market low	\$100.000.000.000
Total \$ value of global market medium	\$175.000.000.000
Total \$ value of global market high	\$250.000.000.000

Kickback fee low	3%
Kickback fee average	5%
Kickback fee high	8%

**USED IN CALC**

- \* Figure from 2007 research Frost & Sullivan
- \* 2007 plus inflation and small increase market
- \* Most recent studies use \$250B worldwide

\* All prices are in US Dollar  
\* See the whitepaper for links to the research reports

SMALL MARKETSHARE Marketshare by year	Percentage of global market	REVENU		
		Kickback fee low	Kickback fee average	Kickback fee high
2019	0,1%	\$5.250.000	\$8.750.000	\$14.000.000
2020	0,3%	\$15.750.000	\$26.250.000	\$42.000.000
2021	0,5%	\$26.250.000	\$43.750.000	\$70.000.000
2022	0,8%	\$42.000.000	\$70.000.000	\$112.000.000
2023	1,2%	\$63.000.000	\$105.000.000	\$168.000.000
2024	1,5%	\$78.750.000	\$131.250.000	\$210.000.000

MEDIUM MARKETSHARE marketshare by year	Percentage of global market	REVENU		
		Kickback fee low	Kickback fee average	Kickback fee high
2019	0,1%	\$5.250.000	\$8.750.000	\$14.000.000
2020	0,5%	\$26.250.000	\$43.750.000	\$70.000.000
2021	1%	\$52.500.000	\$87.500.000	\$140.000.000
2022	2%	\$105.000.000	\$175.000.000	\$280.000.000
2023	5%	\$262.500.000	\$437.500.000	\$700.000.000
2024	10%	\$525.000.000	\$875.000.000	\$1.400.000.000

HIGH MARKETSHARE marketshare by year	Percentage of global market	REVENU		
		Kickback fee low	Kickback fee average	Kickback fee high
2019	0,1%	\$5.250.000	\$8.750.000	\$14.000.000
2020	5%	\$262.500.000	\$437.500.000	\$700.000.000
2021	10%	\$525.000.000	\$875.000.000	\$1.400.000.000
2022	20%	\$1.050.000.000	\$1.750.000.000	\$2.800.000.000
2023	30%	\$1.575.000.000	\$2.625.000.000	\$4.200.000.000
2024	50%	\$2.625.000.000	\$4.375.000.000	\$7.000.000.000

\*\* Addition revenue will be created by the sale and implementation of the IoT devices.  
\*\* These revenues are not included in these figures

IoT \$ value per pilot	\$250.000
Deployment \$ value per pilot	\$700.000

\*IoT devices that are deployed in a city give us both data and assets  
\*IoT devices edge the returns from kickback fees  
\*Guarantees long term market growth

